



Sheer
Driving Pleasure




THE X6

THE NEW BMW X6.



18 Highlights




20 Colour worlds



24 Wheels and tyres / Original BMW Accessories

DISCOVER MORE DIGITALLY: THE NEW BMW BROCHURE APP.

More information, more sheer driving pleasure: The new BMW brochure app offers a digital and interactive BMW experience like never before. Download the BMW brochure app for your smartphone or tablet now and rediscover your BMW.



26 Technical data



THE NEW ALPHA-BEAST.



THE MOST BEAUTIFUL
EXPRESSION OF POWER.



FAR AND WIDE.
NO CHALLENGE.



EXTRAEXTRAVAGANT.



MORE AUTHORITATIVE
THAN EVER.



DYNAMICS
ACROSS THE BOARD.



ATTRACTIVE
POWERHOUSE.

Eye-catching exterior design Large, backlit BMW kidney grille | Iconic Glow¹ | BMW Laserlight¹ | Broad stance | Muscular rear | 22" light alloy wheels^{1, *}. **Exceptional driving characteristics on any surface** xOffroad package^{1, *} | Adaptive M suspension Professional^{1, *} | M Sport differential^{1, 2, *}. **Powerful drive technology** M TwinPower Turbo engines M50i with 390 kW (530 hp) and M50d with 294 kW (400 hp). **Innovative driver assistance** Driving Assistant Professional^{1, 3, *} with Steering and lane control assistant and Evasion aid | Parking Assistant Plus^{1, *} with Reversing Assistant. **Intelligent operation and easy connectivity** BMW Live Cockpit Professional with two large 12.3" displays | BMW Head-Up Display^{1, 4} | BMW Intelligent Personal Assistant* | BMW Digital Key^{1, 5, *}. **Emotional, attractive interior** Exclusive equipment options | Exceptionally sporty interior design | Large Panorama glass roof Sky Lounge¹ | 'CraftedClarity' glass applications | Bowers & Wilkins Diamond surround sound system^{1, *} | M Sport exhaust system. **Provokes – and fascinates. The new BMW X6.**

¹ Available as optional equipment.

² Available as standard for M50i and M50d.

³ Function may be limited in darkness, fog or bright glare.

⁴ The information in the BMW Head-Up Display is not fully visible when viewed through polarised sunglasses. Content shown will depend on the equipment options chosen. Further optional equipment is required to display specific items.

⁵ Prerequisite is a BMW ConnectedDrive account and a compatible smartphone with Android operating system, NFC technology and integrated secure element. Only compatible with selected Android smartphones with Android 8.0 or higher. For customers with non-compatible smartphones, a high-quality key card is provided.

* The availability of some equipment features and functions depends on engine variants or additional options. The market and production availability may vary. You can find detailed information about terms, standard and optional equipment at www.bmw.com or from your BMW Partner.

Discover even more with the new BMW Brochures app. Available now, for your smartphone and tablet.

■ Standard equipment □ Optional equipment



□ The BMW kidney grille, 'Iconic Glow' sets impressive visual highlights. With its innovative LED fibre technology, it enables sensational white light scenarios – for example while driving or when opening and closing your vehicle.



■ The Welcome Light Carpet function projects an ambient light graphic in front of the vehicle doors and creates a surrounding welcome ambience right at the entrance. The light carpet also makes getting out in the dark even more comfortable and safe.



□ The Panorama glass roof Sky Lounge creates a generous sense of space during the day, while at night it lends an atmospheric mood with a light design consisting of more than 15,000 light elements. The light design can be switched between six Ambient light colours.



■ The standard Ambient light, including Ambient contour lighting in the front and rear doors, creates a relaxed, cosy lighting atmosphere in the interior. The Welcome Light Carpet illuminates the area in front of the vehicle doors when entering and exiting. Six dimmable light designs in White, Blue, Orange, Bronze, Lilac and Green are available.



□ The M Carbon^{1,*} rear spoiler emphasises the vehicle's powerful, sporty design and noticeably reduces unwanted aerodynamic uplift on the rear axle.



□ The M Carbon^{1,*} mirror caps emphasise the powerful, sporty design of the vehicle.



■ The rear lights with their characteristic L-shape and lighting elements in full LED technology identify the vehicle as a BMW even in the dark.



□ The temperature-controlled cupholders in the centre console can individually cool or keep stored beverages warm at the touch of a button.



□ In the 'CraftedClarity' glass application, the gear selector, the iDrive Controller and the Start/ Stop button are made of hand-made crystal glass elements.



□ Larger brake discs are the hallmark of the high-performance M Sport brake^{4,*}, along with its exclusive blue hand brake callipers with the M designation.



□ BMW Laserlight in a unique X design reaches a maximum illumination range of up to 500 m in laser high-beam mode.



□ Your car key? No need for that anymore. The Digital Key² exists on your Android smartphone, and you can share it with friends.



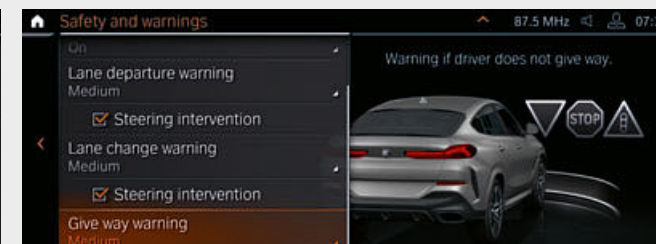
□ Always be prepared for everything: with the Connected Package Professional^{*}, you can secure the most important services from BMW ConnectedDrive.



■ The BMW Live Cockpit Professional with navigation function³ includes two high-quality displays network consisting of a high-resolution 12.3" Control Display that can be operated by touch and a fully digital 12.3" instrument display.



□ Parking Assistant Plus makes parking and manoeuvring the vehicle easier. It features among others the Surround View system including Top View, Panorama View, Remote View 3D, as well as a lateral parking aid, the Active Park Distance Control, emergency braking function, Parking Assistant with linear guidance and Reversing Assistant.



□ Driving Assistant Professional^{5,*} offers optimum comfort and maximum safety during lots of critical or monotonous driving situations with Steering and lane control assistant incl. support in narrow places, Emergency Stop Assistant, local hazard warning, Lane Keeping Assistant with active side collision protection and other safety functions.

¹ Planned availability: December 2019.

² Prerequisite is a BMW ConnectedDrive account and a compatible smartphone with Android operating system, NFC technology and integrated secure element. Only compatible with selected Android smartphones with Android 8.0 or higher. For customers with non-compatible smartphones, a high-quality key card is provided.

³ As part of BMW ConnectedDrive, in selected European countries the system automatically updates domestic maps up to four times per year, for a period of three years.

⁴ Available as standard for M50i and M50d.

⁵ Function may be limited in darkness, fog or bright glare.

^{*} The availability of some equipment features and functions depends on engine variants or additional options. The market and production availability may vary. You can find detailed information about terms, standard and optional equipment at www.bmw.com or from your BMW Partner.

Some ConnectedDrive Services may differ between countries. Please consult your local BMW partner for more information. The Standard and Optional equipment may differ between countries. Please consult your local BMW partner for more information.

EXTERIOR COLOUR WORLD.

Discover even more with the new BMW Brochures app. Available now, for your smartphone and tablet.

■ Standard equipment □ Optional equipment




□ Non-metallic 300 Alpine White¹



■ Non-metallic 668 Black^{2,3}




□ Metallic A90 Sophisto Grey Brilliant Effect^{2,3}



□ Metallic M475 Black Sapphire^{3,4}



□ Metallic A96 Mineral White⁴




□ Metallic C3D Manhattan⁴

BMW INDIVIDUAL




□ BMW Individual C3Z Tanzanite Blue metallic^{3,4}




□ BMW Individual X1B Ametrine metallic^{3,4}


M SPORT PACKAGE




□ Metallic C06 Flamenco Red brilliant effect^{3,4}



□ Metallic C27 Arctic Grey brilliant effect⁴



□ Metallic C3W Riverside Blue



□ Metallic M416 Carbon Black

[Colour samples] These colour samples are intended as an initial guide to the colours and materials available for your BMW. However, experience has shown that printed versions of paint, upholstery and interior trim colours cannot in all cases faithfully reproduce the

appearance of the original colour. Please discuss your preferred colour choices with your BMW partner or in your dealership. There you can also see original samples and be assisted with special requests.

¹ Available as standard for M Sport package, M50i and M50d.

² Not available for M50i and M50d.

³ Expected to be available from 12/2019.

⁴ Also optionally available for the M Sport package.

The Standard and Optional equipment may differ between countries. Please consult your local BMW partner for more information.

Discover even more with the new BMW Brochures app. Available now, for your smartphone and tablet.

■ Standard equipment □ Optional equipment

LEATHER

Available with



- Base
- xLine
- M Sport package

Leather 'Vernasca' MCEW design-perforated Ivory White, interior colour Black¹



- Base
- xLine
- M Sport package

Leather 'Vernasca' MCHF design-perforated Coffee, interior colour Black




- Base
- xLine
- M Sport package

Leather 'Vernasca' MCG7 design-perforated Tacora Red, interior colour Black



- Base
- xLine
- M Sport package

Leather 'Vernasca' MCSW design-perforated Black, interior colour Black



- M Sport package

Leather 'Vernasca' MAH9 Black, contrast stitching Brown incl. M signature, interior colour Black

BMW INDIVIDUAL LEATHER

Available with



- Base
- xLine
- M Sport package

BMW Individual full leather trim 'Merino' ZBEW Ivory White




- Base
- xLine
- M Sport package

BMW Individual extended leather trim 'Merino' VAEW Ivory White, interior colour Black¹




- Base
- xLine
- M Sport package

BMW Individual extended leather trim 'Merino' VAHF Coffee, interior colour Black^{1,*}



- Base
- xLine
- M Sport package

BMW Individual full leather trim 'Merino' ZBSW Black, interior colour black



- Base
- xLine
- M Sport package

BMW Individual extended leather trim 'Merino' VASW Black, interior colour Black^{1,*}


INTERIOR TRIM FINISHERS

Available with



- M Sport package

Interior trim finishers Aluminium Tetragon




- Base
- xLine
- M Sport package

Interior trim finishers Aluminium 'Mesheffect' dark



- M Sport package

Interior trim finishers 'Carbon Fibre' with highlight trim finisher Pearl Chrome



- Base
- xLine
- M Sport package

Fine-wood trim 'Fineline Stripe' brown high-gloss¹



- Base
- xLine
- M Sport package

Fine-wood trim Ash Grain brown-metallic high-gloss¹


BMW INDIVIDUAL INTERIOR TRIM FINISHERS

Available with



- Base
- xLine
- M Sport package

BMW Individual interior trim finishers piano finish Black¹




- Base
- xLine
- M Sport package

BMW Individual fine-wood trim 'Fineline' Black with Aluminium inserts


BMW INDIVIDUAL HEADLINER

Available with




- Base
- xLine
- M Sport package

BMW Individual headliner 775 Anthracite^{1,2}



- Base
- xLine
- M Sport package

BMW Individual headliner 776 Alcantara Anthracite



- Base
- xLine
- M Sport package

BMW Individual headliner XD5 Alcantara* Ivory White

Please note that even normal long- or short-term use can lead to unrecoverable upholstery damage. This can be caused in particular by non-colourfast clothing.

Please note that the interior colour depends on the selected upholstery colour.

¹ Expected to be available from 12/2019.

² Available as standard for M50i and M50d.

*The availability of some equipment features and functions depends on engine variants or additional options. The market and production availability may vary. You can find detailed information about terms, standard and optional equipment at www.bmw.com or from your BMW Partner.

The Standard and Optional equipment may differ between countries. Please consult your local BMW partner for more information.

WHEELS AND TYRES.

Discover even more with the new BMW Brochures app. Available now, for your smartphone and tablet.



■ 19" light alloy wheels V-spoke style 734 in Reflex Silver*, wheel size 9J x 19 with 265/50 R19 tyres.



□ 20" light alloy wheels Star-spoke style 736 Ferric Grey with mixed tyres and runflat tyres*, front 9J x 20 with 275/45 R20 tyres, rear 10.5J x 20 with 305/40 R20 tyres.



■ 20" light alloy wheels V-spoke style 738 Bicolour Ferric Grey with mixed tyres and runflat properties*, gloss-lathed, front 9J x 20 with 275/45 R20 tyres, rear 10.5J x 20 with 305/40 R20 tyres.¹



■ 20" M light alloy wheels Star-spoke style 740 M Bicolour Orbit Grey with mixed tyres and runflat tyres*, gloss-lathed, front 9J x 20 with 275/45 R20 tyres, rear 10.5J x 20 with 305/40 R20 tyres.²



□ 21" M light alloy wheels Y-spoke style 741 M Bicolour Orbit Grey with mixed tyres, gloss-lathed, front 9.5J x 21 with 275/40 R21 tyres, rear 10.5J x 21 with 315/35 R21 tyres.^{2,3}



□ 21" light alloy wheels Y-spoke style 744 Orbit Grey with mixed tyres and runflat tyres*, front 9.5J x 21 with 275/40 R21 tyres, rear 10.5J x 21 with 315/35 R21 tyres.⁴



□ 21" light alloy wheels Y-spoke style 744 Bicolour Orbit Grey with mixed tyres and runflat tyres, gloss-lathed, front 9.5J x 21 with 275/40 R21 tyres, rear 10.5J x 21 with 315/35 R21 tyres.¹



□ 22" M light alloy wheels Double-spoke style 742 M Bicolour Jet Black with mixed tyres, gloss-lathed, front 9.5J x 22 with 275/35 R22 tyres, rear 10.5J x 22 with 315/30 R22 tyres.²



□ 22" M light alloy wheels Double-spoke style 742 M Jet Black with mixed tyres, front 9.5J x 22 with 275/35 R22 tyres, rear 10.5J x 22 with 315/30 R22 tyres.²



□ 22" M light alloy wheels V-spoke style 747 M Cerium Grey matt with mixed tyres, gloss-lathed, front 9.5J x 22 with 275/35 R22 tyres, rear 10.5J x 22 with 315/30 R22 tyres.⁵



□ 22" BMW Individual light alloy wheels V-spoke style 746 I Orbit Grey with mixed tyres, gloss-lathed, front 9.5J x 22 with 275/35 R22 tyres, rear 10.5J x 22 with 315/30 R22 tyres.

ORIGINAL BMW ACCESSORIES.

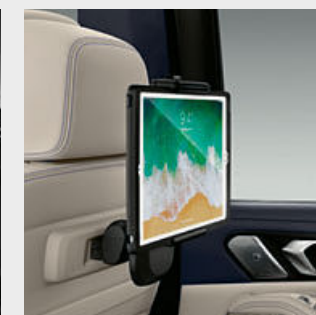
■ Standard equipment □ Optional equipment ○ Accessories



○ The modern roof box in black with titanium silver side panels has a capacity of 520 litres and is compatible with all BMW roof rack systems. Due to the fact that it can be opened from both sides and has triple central locking on each side it is convenient to load and lock for theft protection.



○ The BMW Advanced Car Eye 2.0 is a highly sensitive full-HD camera that watches over events in front of and behind the car, even when it is parked. In the event of disturbances and extraordinary movement outside the vehicle, the camera automatically records the situation in order to document possible accidents or (attempted) break-ins.⁴



○ Secure hold for tablets with BMW safety case. The adjustable holder is mounted into position into the basic carrier or into the optional Travel & Comfort System.



○ The floating hub cap consists of the BMW logo that no longer turns with the wheel but instead remains level.



○ The high-quality 22" M Performance light alloy wheels Star-spoke style 749 M are weight-optimised with flow forming and designed in Jet Black matt with the M Performance lettering and the colour M logo. TPMS summer complete wheel set, wheel size 9.5J x 22 with tyre size 275/35 R22 104Y XL at the front and 10.5J x 22 with 315/30 R22 107Y XL at the rear.



○ Anti-slip, water-resistant mat for protecting the luggage compartment from dirt and moisture. In black with stainless steel inlay matching the interior.



○ Precisely fitted protection against moisture and dirt in the front footwell. Featuring a black design with a stainless steel inlay, they perfectly complement the interior.

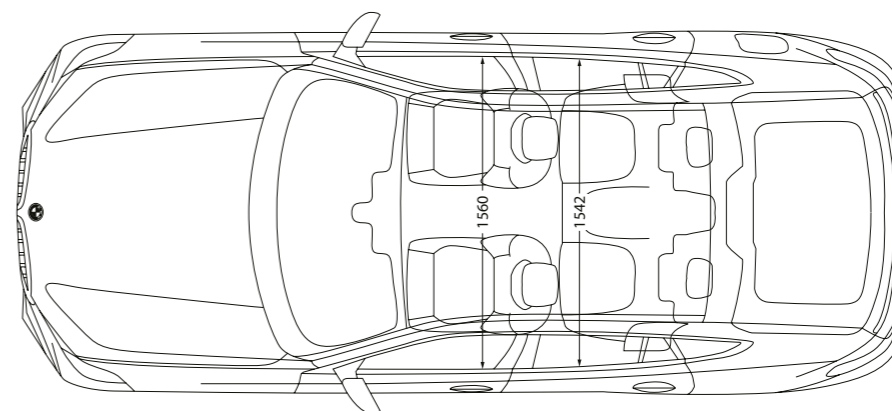
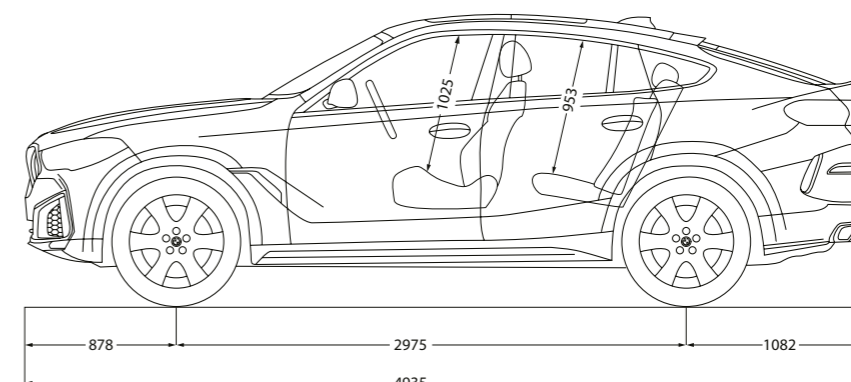
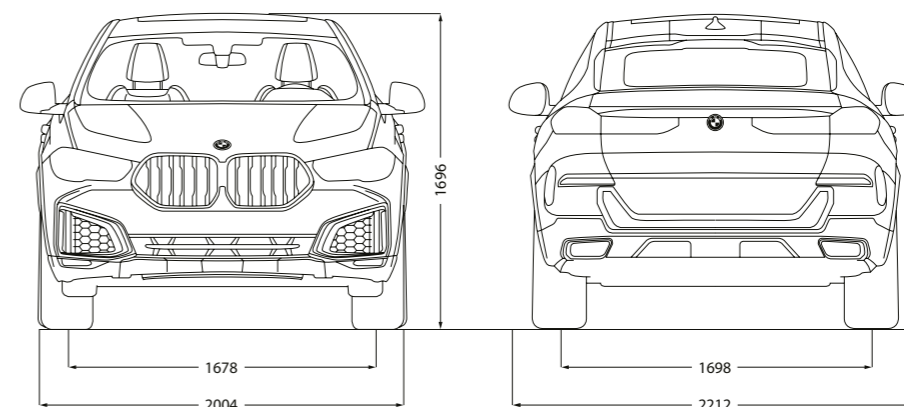
¹ Only available in conjunction with xLine.
² Only available in conjunction with M Sport package.
³ Available as standard for M50i and M50d.
⁴ Only available in conjunction with base and xLine.
⁵ Exclusively available for M50i and M50d.

*The availability of some equipment features and functions depends on engine variants or additional options. The market and production availability may vary. You can find detailed information about terms, standard and optional equipment at www.bmw.com or from your BMW Partner.

Discover the wide range of innovative solutions available for the exterior and interior, communication and information, and for transportation and the luggage compartment. Your BMW Partner is on hand to advise you on the whole range of Original BMW Accessories. For further information, please visit www.bmw.com

The Standard and Optional equipment may differ between countries. Please consult your local BMW partner for more information.

BMW X6		xDrive40i	M50i	xDrive30d	M50d
Weight					
Unladen EU (xDrive) ¹	kg	2130	2310	2185	2335
Max. permissible weight (xDrive)	kg	2800	2975	2860	3010
Permitted load (xDrive) ²	kg	745	740	750	750
Permitted trailer load, unbraked (xDrive) ³	kg	750	750	750	750
Permitted trailer load, braked, max. 12% gradient/max. 8% gradient (xDrive) ^{2,3}	kg	3500/3500	3500/3500	3500/3500	3500/3500
Luggage capacity	l	580–1530	580–1530	580–1530	580–1530
Engine					
Cylinders/valves		6/4	8/4	6/4	6/4
Capacity	cm ³	2993	4395	2993	2993
Rated output/engine speed	kW (hp)/rpm	250 (340)/5500–6500	390 (530)/5500–6000	190 (265)/4000	294 (400)/4400
Max. torque/engine speed	Nm/rpm	450/1500–5200	750/1800–4600	620/2000–2500	760/2000–3000
Power transmission					
Type of drive		All-wheel	All-wheel	All-wheel	All-wheel
Standard transmission (xDrive)		Eight-speed Steptronic transmission	Eight-speed Steptronic transmission	Eight-speed Steptronic transmission	Eight-speed Steptronic transmission
Driving performance					
Top speed (xDrive)	km/h	250 ⁶	250 ⁶	230	250 ⁶
Acceleration (xDrive) 0–100 km/h	s	5.5	4.3	8.2	5.2
Consumption^{4,5} - All engines conform to the EU6 standard					
Urban (xDrive)	l/100 km	9.6–10.1	13.7–14.2	6.7–7.4	8.0–8.1
Extra-urban (xDrive)	l/100 km	7.0–7.8	8.5–8.6	5.7–6.1	6.3–6.8
Combined (xDrive)	l/100 km	8.0–8.6	10.4–10.7	6.1–6.6	6.9–7.2
Exhaust emissions standard (type-certified)		EU 6d-temp	EU 6d-temp	EU 6d-temp	EU 6d-temp
Combined CO ₂ emissions (xDrive)	g/km	181–197	237–243	159–172	181–190
Tank capacity, approx.	l	83	83	80	80
Wheels/tyres					
Tyre dimensions		265/50 R19 W	275/40 315/35 R21 Y	265/50 R19 W	275/40 315/35 R21 Y
Wheel size		9 J x 19	9,5/10,5 J x 21	9 J x 19	9,5/10,5 J x 21
Material		Light alloy	Light alloy	Light alloy	Light alloy



The figures for performance, fuel consumption and CO₂ emissions refer to vehicles with standard transmission.

¹ The EC unladen weight refers to a vehicle with standard equipment and does not include any optional extras. The unladen weight includes a 90% full tank and a driver weight of 75 kg. Optional equipment may affect the weight of the vehicle, the payload and the top speed if the selected equipment has an impact on the vehicle's aerodynamics.

² The actual permitted load depends on the actual unladen weight and the maximum permissible weight of the vehicle (see vehicle registration and type plate on the passenger-side B-pillar) and should be determined by every customer himself. Optional equipment may affect the actual unladen weight and the remaining permitted load.

³ The actual total weight of the trailer must not exceed the maximum permitted trailer load, taking into account the maximum tow bar download.

⁴ Performance data of petrol engines apply to vehicles using RON 98 fuel. Fuel consumption data apply to vehicles using reference fuels in accordance with EU Regulation 2007/715. Unleaded RON 91 and higher with a maximum ethanol content of 10% (E10) may also be used. BMW recommends RON 95 super unleaded petrol.

⁵ The data for fuel consumption, CO₂ emissions and energy consumption are determined in accordance with the measurements processes as defined by European Regulation (EU) 2007/715 in the applicable version. Data refer to a vehicle with base-level equipment in Germany, and the ranges account for differences according to the selected wheel and tyre size and the optional equipment and may change during the configuration process. Figures have been determined on the basis of the new WLTP test cycle and have been converted back into NEDC figures for comparability. [For these vehicles, values other than those specified here may apply for the assessment of taxes and other vehicle-related charges that are (also) based on CO₂ emissions].

⁶ Electronically limited.

BMW X6 M50i:

BMW TwinPower Turbo 8-cylinder petrol engine, 390 kW (530 hp), 22" M light alloy wheels V-spoke style 747 M Bicolour with mixed tyres, exterior colour in Manhattan metallic, comfort seats for driver and front passenger in BMW Individual full leather trim ,Merino' I Black, interior trim finishers ,Carbon Fibre'.

The models illustrated in this brochure show the equipment and configuration options (standard and optional) for vehicles produced by BMW AG for the German market. Alterations in standard and optional equipment and the configurations available for the different models, as described in this brochure, may occur after 29/04/2019, the date when this brochure went to press, or according to the specific requirements of other markets. Your local BMW Partner is available to provide further details. Subject to change in design and equipment.

© BMW AG, Munich, Germany. Not to be reproduced wholly or in part without prior written permission of BMW AG, Munich.

XXX XXX XXX XXX 20XX CB. Printed in Germany 20XX.

